

SignTranslate GP – Quick Guide


When to use SignTranslate


When you need to communicate with a Deaf British Sign Language (BSL) user or foreign language speaker, and there is no face-to-face interpreter support, use SignTranslate.

(SignTranslate is not a replacement for face-to-face interpreters).

Logging In

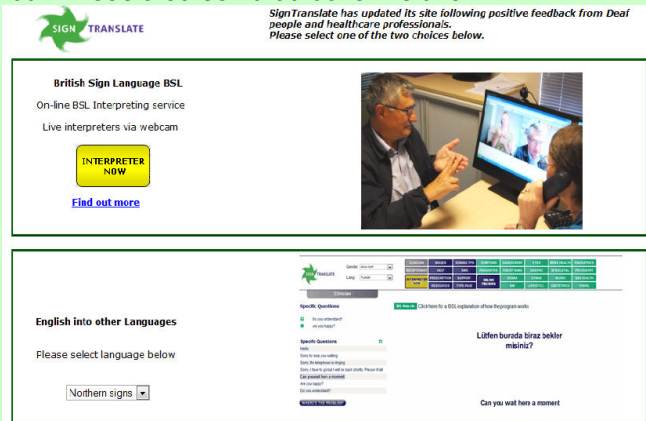
1. In EMIS, go to Internet Links and click on "SignTranslate".

OR if not using EMIS, go to www.signtranslate.com and in the red User Login area at top right, select "GP Access" and click 


2. Enter your NHS Practice Code and click 

3. Click "Accept" to accept the EULA (End User Licence Agreement) if requested.

You will see a screen that looks like this:




Using SignTranslate's On-Line Sign Language Interpreting (requires webcam)

5. To connect to a live On-Line Sign Language Interpreter via webcam, click on the  button, and follow the on-screen instructions.

6. When you see the screen titled "Please select an available interpreter from your area below", **telephone** the interpreter on the number shown on the screen.


7. When instructed by the interpreter, click on the underlined link on the screen.

8. You may need to arrange the webcam and seating position of your patient so that interpreter and patient can see each other clearly.



On-Line Interpreting costs £2.50 per minute, minimum 10 mins, available 9am – 5.30pm Mon-Fri.

Ending an On-Line Sign Language Interpreting session

9. When the session is finished, select "File/Leave Conference", then click the  button that appears.

10. You can now safely close the Internet Explorer window if you wish.

Using SignTranslate "Phrasebook" (out of hours) – FREE to use


11. Select the appropriate language in the **Lang** drop down menu at the First Screen.


12. Select the appropriate question or statement from the list on the left side of the screen and *either* the translation in BSL will appear as a video clip that your patient can view




or the foreign language translation will appear in writing and will be spoken (PC's sound must be on).

13. The size of the image and question text can be enlarged or reduced using buttons in the grey bar at the bottom of the screen.


14. With a Deaf BSL-using client, it may be useful to click on the  button just above the video. This shows a short video that explains in BSL how SignTranslate works.


15. Questions are mostly designed to have "Yes" or "No" answers. In some cases you can click on a  button below the video that produces pictures of possible answers that the patient can point to.

16. Select different groups of questions by clicking on the green buttons at top right, eg 

17. When you have finished, you can safely close the Internet Explorer window if you wish.

Self-Training

18. There is a brief introductory video that can be viewed by clicking on the button 

19. For a full tutorial, click on the  button.

Technical Support

For technical support contact SignTranslate on
Tel: 01494 687630 (9am – 5.30pm Mon-Fri)
Email: support@signtranslate.com